

CMPT 210: Probability and Computing

Lecture 9

Sharan Vaswani

October 3, 2024

Recap


- For events E, F , we wish to compute $\Pr[E|F]$, the probability of event E conditioned on F .
 - **Approach 1:** With conditioning, F can be interpreted as the *new sample space* such that for $\omega \notin F$, $\Pr[\omega|F] = 0$.
 - **Approach 2:** $\Pr[E|F] = \frac{\Pr[E \cap F]}{\Pr[F]}$.
- **Multiplication Rule:** For events E_1, E_2, \dots, E_n ,
 $\Pr[E_1 \cap E_2 \dots \cap E_n] = \Pr[E_1] \Pr[E_2|E_1] \Pr[E_3|E_1 \cap E_2] \dots \Pr[E_n|E_1 \cap E_2 \cap \dots \cap E_{n-1}]$.

Tree Diagrams:


- Helpful in calculating probabilities in a sequential process (E.g. In the Monty Hall problem, the process is choose car location, choose door, reveal door).
- In a tree diagram, edge-weights correspond to conditional probabilities and leaf nodes correspond to outcomes.
- The probability of an outcome can be calculated by multiplying the relevant probabilities along a path.

Conditional Probability - Examples


Let us play a game with three strange dice shown in the figure. Each player selects one die and rolls it once. The player with the lower value pays the other player \$100. We can pick a die first, after which the other player can pick one of the other two.



A



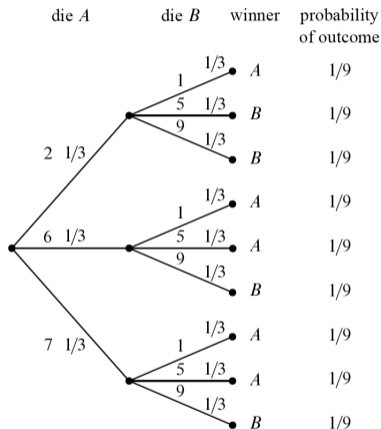
B



C

Q: Suppose we choose die B because it has a 9, and the other player selects die A. What is the probability that we will win?

Conditional Probability - Examples



Identify Outcomes: Each leaf is an outcome and $S = \{(2, 1), (2, 5), (2, 9), (6, 1), (6, 5), (6, 9), (7, 1), (7, 5), (7, 9)\}$.

Identify Event: $E = \{(2, 5), (2, 9), (6, 9), (7, 9)\}$.

Compute probabilities: $\Pr[\text{Dice 1 is 6}] = \frac{1}{3}$.

$\Pr[(6, 5)] = \Pr[\text{Dice 2 is 5} \cap \text{Dice 1 is 6}] =$

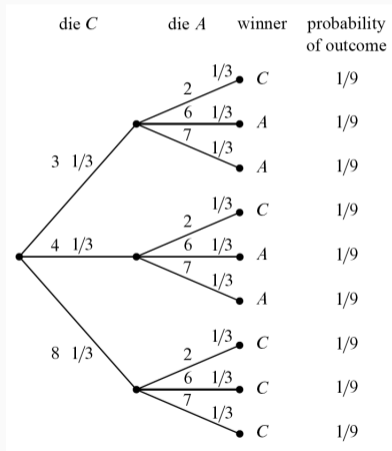
$\Pr[\text{Dice 2 is 5} \mid \text{Dice 1 is 6}] \Pr[\text{Dice 1 is 6}] = \frac{1}{3} \frac{1}{3} = \frac{1}{9}$.

$\Pr[E] = \Pr[(2, 5)] + \Pr[(2, 9)] + \Pr[(6, 9)] + \Pr[(7, 9)] = \frac{4}{9}$.

Meaning that there is less than 50% chance of winning.

Conditional Probability - Examples

Q: We get another chance – this time we know that die A is good (since we lost to it previously), we choose die A and the other player chooses die C. What is our probability of winning?



Now, $E = \{(3, 6), (3, 7), (4, 6), (4, 7)\}$ and hence $\Pr[E] = \frac{4}{9}$. Meaning that there is less than 50% chance of winning.

Conditional Probability - Examples

We get yet another chance, and this time we choose die C, because we reason that die A is better than B, and C is better than A.

We can construct a similar tree diagram to show that the probability that we win is again $\frac{4}{9}$.

- A beats B with probability $\frac{5}{9}$ (first game).
- C beats A with probability $\frac{5}{9}$ (second game).
- B beats C with probability $\frac{5}{9}$ (third game).

Since A will beat B more often than not, and B will beat C more often than not, it seems like A ought to beat C more often than not, that is, the “beats more often” relation ought to be transitive. But this intuitive idea is false: whatever die we pick, the second player can pick one of the others and be likely to win. So picking first is actually a disadvantage!

This is the topic of some recent research and was covered in this article:

<https://www.quantamagazine.org/>

[mathematicians-roll-dice-and-get-rock-paper-scissors-20230119/](https://www.quantamagazine.org/mathematicians-roll-dice-and-get-rock-paper-scissors-20230119/)

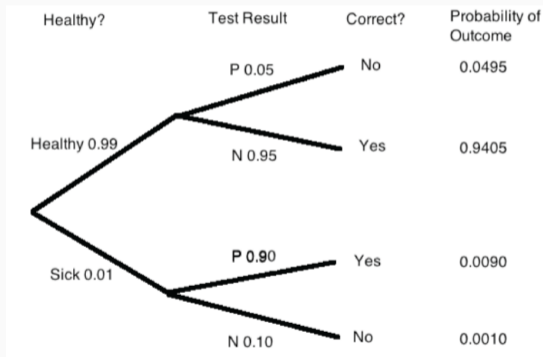
Conditional Probability - Examples

Q: A test for detecting cancer has the following accuracy – (i) If a person has cancer, there is a 10% chance that the test will say that the person does not have it. This is called a “false negative” and (ii) If a person does not have cancer, there is a 5% chance that the test will say that the person does have it. This is called a “false positive”. For patients that have no family history of cancer, the incidence of cancer is 1%. Person X does not have any family history of cancer, but is detected to have cancer. What is the probability that the Person X does have cancer?

Conditional Probability - Examples

$S = \{(Healthy, Positive), (Healthy, Negative), (Sick, Positive), (Sick, Negative)\}$.

A is the event that Person X has cancer. B is the event that the test is positive.



$$\Pr[A|B] = \frac{\Pr[A \cap B]}{\Pr[B]} = \frac{\Pr[\{(S,P)\}]}{\Pr[\{(S,P),(H,P)\}]} = \frac{0.0090}{0.0090+0.0495} \approx 15.4\%.$$

Questions?

Bayes Rule

Bayes Rule: For events E and F if $\Pr[E] \neq 0$ and $\Pr[F] \neq 0$, then, $\Pr[F|E] = \frac{\Pr[E|F]\Pr[F]}{\Pr[E]}$.

Proof: Using the formula for conditional probability,

$$\Pr[E|F] = \frac{\Pr[E \cap F]}{\Pr[F]} \quad ; \quad \Pr[F|E] = \frac{\Pr[F \cap E]}{\Pr[E]}$$

$$\implies \Pr[E \cap F] = \Pr[E|F] \Pr[F] \quad ; \quad \Pr[F \cap E] = \Pr[F|E] \Pr[E]$$

$$\implies \Pr[E|F] \Pr[F] = \Pr[F|E] \Pr[E]$$

$$\implies \Pr[F|E] = \frac{\Pr[E|F] \Pr[F]}{\Pr[E]}$$

Allows us to compute $\Pr[F|E]$ using $\Pr[E|F]$. Later in the course, we will see an application of the Bayes rule to machine learning.